


2021 Tourism Performance

Visitation




Non-resident Visitors

+13% compared with 2020
-62% compared with 2019



Visitors by Air

+82% compared with 2020
-68% compared with 2019



Visitors by Road

-1% compared with 2020
-59% compared with 2019

Visitor Origin




Atlantic
Canada




Ontario



Quebec



Western
Canada



United
States



Overseas

Accommodations



Room Nights Sold
TNS Database

+45% compared with 2020
-34% compared with 2019



Room Nights Booked
Sharing Economy Platforms

+22% compared with 2020
-19% compared with 2019



Average Room Rate

+5% compared with 2020
-21% compared with 2019